


CHT-2032-20

FLUSH SMOOTH STEEL INSULATED DOOR

SERIES FEATURES


- 2"(50.8mm) - Thick CFC-Free Polyurethane
- 17.66 Calculated R-Value
- .057 Calculated U-Value
- 20-Gauge Galvanized Steel
- Air Infiltration Seal
- Full Thermal Break
- Available with Wind Load
- 2 Color Options
- Industry Leading Warranty
- 10-Year Rust & Delamination
- 6-Year Hardware
- 3-Year Spring

Cross Section



**2" (50.8mm)
Thick Sections**

AVAILABLE COLORS




Colors are not exact due to the differences in monitor and printer calibrations. For accurate color samples, contact Haas Door for a metal color selector.


MODEL FEATURES

- 16 ga. Galvanized Steel End Stiles
- 20 ga. flush smooth outside and 20 ga. smooth V-groove inside
- Tongue and groove section joint

Exterior View



Interior View



2000 SERIES LINKS

Click links for info.

HOMEPAGE

BIM

BROCHURE

SPECS

GALLERY

SPECWIZARD

CAD

CATALOG

Rev. 2.1 – October 2017