


**CHT-2032 FLUSH SMOOTH STEEL INSULATED DOOR**

**SERIES FEATURES**


- 2”(50.8mm) - Thick CFC-Free Polyurethane
- 17.66 Calculated R-Value
- .057 Calculated U-Value
- 20-Gauge Galvanized Steel
- Air Infiltration Seal
- Full Thermal Break
- Available with Wind Load
- 2 Color Options
- Industry Leading Warranty
- 10-Year Rust & Delamination
- 6-Year Hardware
- 3-Year Spring

**Cross Section**



**2” (50.8mm)  
Thick Sections**

**AVAILABLE COLORS**




*Colors are not exact due to the differences in monitor and printer calibrations. For accurate color samples, contact Haas Door for a metal color selector.*

**MODEL FEATURES**

- 16 ga. Galvanized Steel End Stiles
- 20 ga. flush smooth outside and 26 ga. V-groove pattern wood grain embossement inside
- Tongue and groove section joint

**Exterior View**



**Interior View**



**2000 SERIES LINKS**

*Click links for info.*

**HOMEPAGE**

**BIM**

**BROCHURE**

**SPECS**

**GALLERY**

**SPECWIZARD**

**CAD**

**CATALOG**

Rev. 2.1 – October 2017