


**CMT-632 FLUSH SMOOTH STEEL INSULATED DOOR**

**SERIES FEATURES**


- 1 3/8" (34.9mm) - Thick CFC-Free Polyurethane
- 13.45 Calculated R-Value
- .074 Calculated U-Value
- 26-Gauge Galvanized Steel
- Full Thermal Break
- Available with Wind Load
- 2 Color Options
- Industry Leading Warranty
- 10-Year Rust & Delamination
- 6-Year Hardware
- 3-Year Spring

Cross Section



**1 3/8" (34.9mm)  
Thick Sections**

**AVAILABLE COLORS**




*Colors are not exact due to the differences in monitor and printer calibrations. For accurate color samples, contact Haas Door for a metal color selector.*

**MODEL FEATURES**

- 16 ga. Galvanized Steel End Stiles
- 20 ga. flush smooth outside and 26 ga. V-groove pattern wood grain embossement inside
- Tongue and groove section joint

Exterior View



Interior View



**600 SERIES LINKS**

*Click links for info.*

[HOMEPAGE](#)

[BIM](#)

[BROCHURE](#)

[SPECS](#)

[GALLERY](#)

[SPECWIZARD](#)

[CAD](#)

[CATALOG](#)

Rev. 2.1 – October 2017