

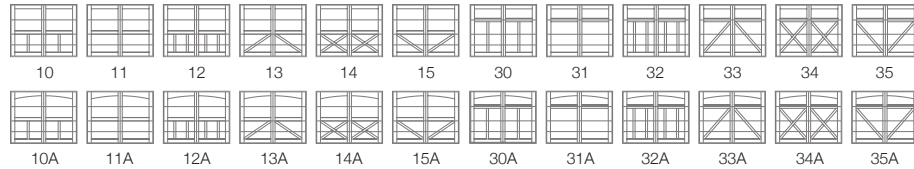


5633A shown in white with optional arched madison window design and wrought iron hardware.


# 5600 STEEL OVERLAY CARRIAGE

Strength and design come together to carefully craft our 5600 carriage garage doors. Shaped from steel and embossed with a natural wood grain finish, this exceptional collection sets the stage for the rest of your home.


## CARRIAGE HOUSE DESIGNS



## COLORS<sup>1</sup>



## 2-TONE COLORS<sup>1</sup>



<sup>1</sup> Refer to your local C.H.I. Dealer for exact color match.

## WINDOW DESIGNS

### Single Row



Stockton



2-2 Piece Arched Stockton



4 Piece Arched Stockton



Madison



2-2 Piece Arched Madison



4 Piece Arched Madison

### Double Row



Stockton



2-2 Piece Arched Stockton



4 Piece Arched Stockton



Madison



2-2 Piece Arched Madison



4 Piece Arched Madison


## GLASS



Plain Frosted



Tinted Obscure



Glue Chip Seeded

*Plain is available as polycarbonate.*

## EXTERIOR HARDWARE


### Permanent



Spade



Wrought Iron



Barcelona 1



Barcelona 2

### Magnetic



Spade



Ashford




Clavos

## SPECIFICATIONS

### Insulation Type

1-7/8" Polyurethane



### R-value

R-17.54

### Backing

Steel

### Construction Type

Heavy Duty

### Wind Load

Non Impact and Impact Rated

### Warranty

Limited Lifetime on sections  
3 Years on Overlays  
3 Years on Springs  
6 Years on Hardware

### Extended Coverage

Appearance and Lifetime Package

Your Local Garage Door Professional