


C2015S INSULATED SMOOTH RIBBED STEEL DOOR

SERIES FEATURES

- 2"(50.8mm) Thick
- 7.45 Calculated R-Value
- .135 Calculated U-Value
- 20-Gauge Galvanized Steel
- 16-Gauge C-Shaped Steel End Stile
- Tongue-and-Groove Section Joint
- Available with Wind Load
- Available in Polar White
- Limited 1Year Warranty

AVAILABLE COLORS




Polar White

Colors are not exact due to the differences in monitor and printer calibrations. For accurate color samples, contact Haas Door for a metal color selector.


MODEL FEATURES

- Smooth Ribbed
- Insulated steel backer panel

Exterior View



Interior View



RIBBED STEEL SERIES LINKS

Click links for info.

[HOMEPAGE](#)

[BIM](#)

[BROCHURE](#)

[SPECS](#)

[GALLERY](#)

[SPECWIZARD](#)

[CAD](#)

[CATALOG](#)

Rev. 2.1 – October 2017